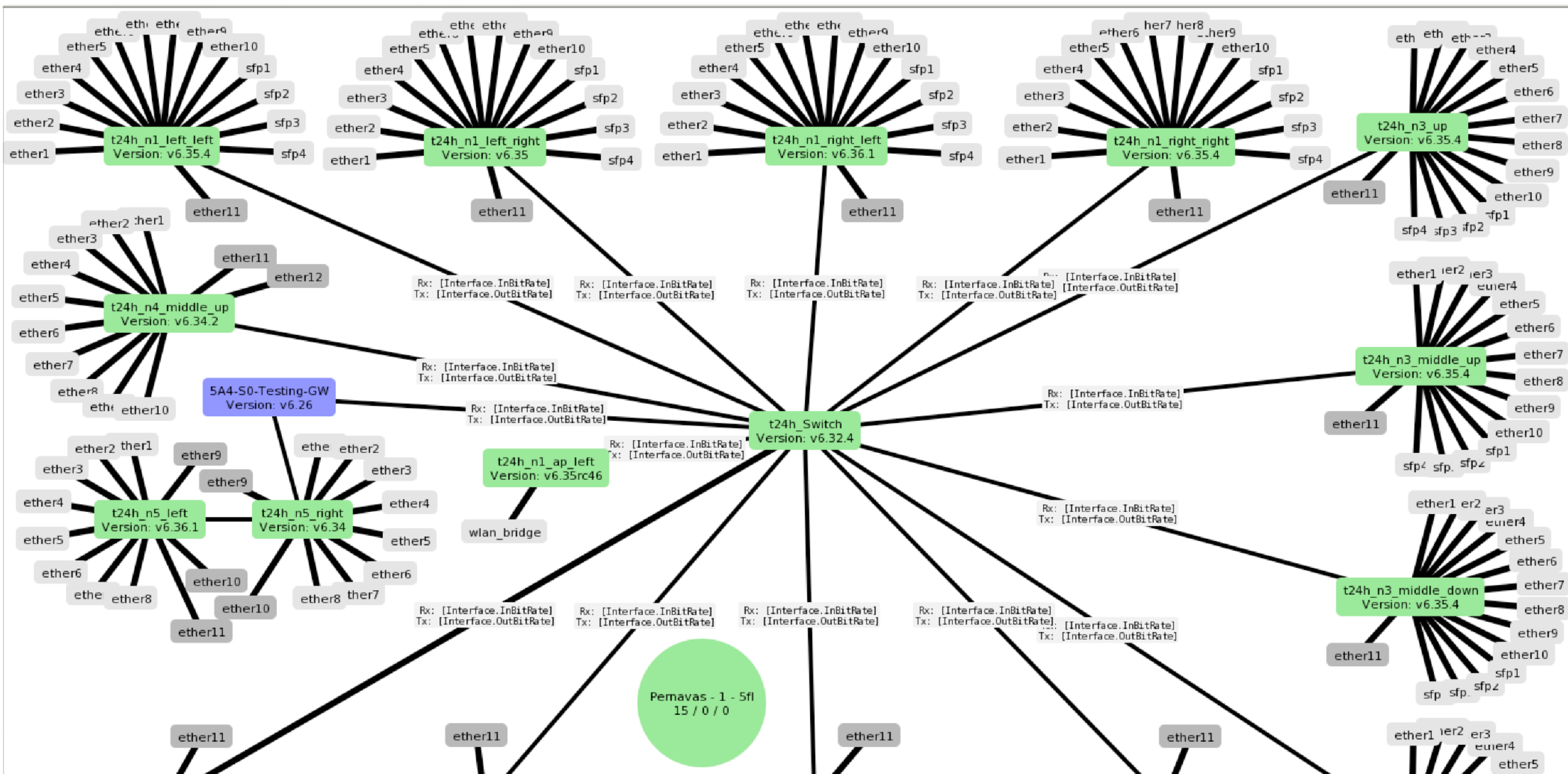


Dude workshop

What is Dude?

One of the most powerful free network monitors



Dude development

First version released at 2006

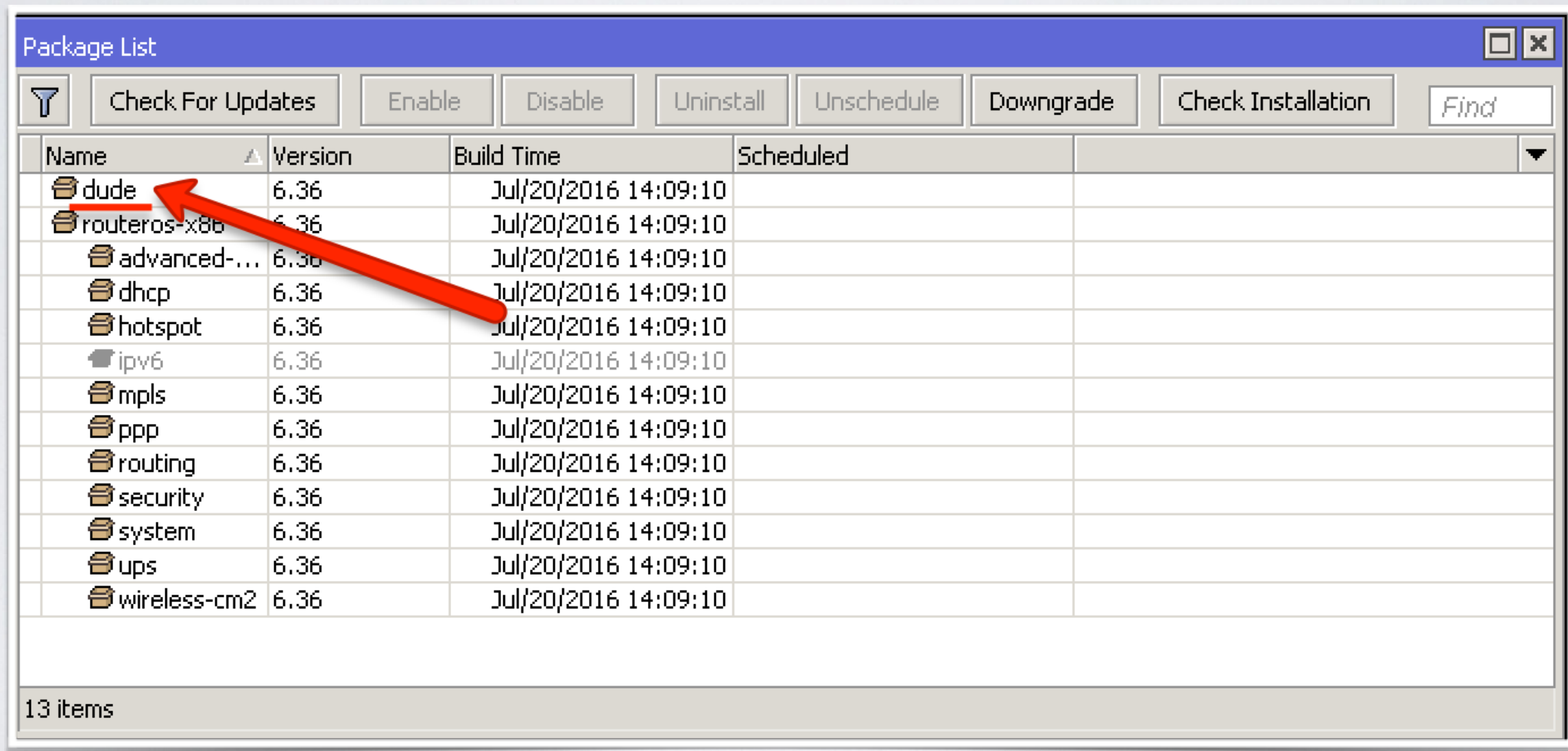
4.0beta3 was the latest version

Development renewed in 2016

Dude is integrated back to RouterOS package

v6.x Dude changes

Dude is RouterOS version package



The screenshot shows the 'Package List' window in Mikrotik WinBox. The window has a blue title bar and a toolbar with buttons: Check For Updates, Enable, Disable, Uninstall, Unschedule, Downgrade, Check Installation, and a Find search box. Below the toolbar is a table with columns: Name, Version, Build Time, and Scheduled. The table lists 13 packages, all with version 6.36 and build time Jul/20/2016 14:09:10. A red arrow points to the 'dude' package in the first row.

Name	Version	Build Time	Scheduled
dude	6.36	Jul/20/2016 14:09:10	
routeros-x86	6.36	Jul/20/2016 14:09:10	
advanced-...	6.36	Jul/20/2016 14:09:10	
dhcp	6.36	Jul/20/2016 14:09:10	
hotspot	6.36	Jul/20/2016 14:09:10	
ipv6	6.36	Jul/20/2016 14:09:10	
mpls	6.36	Jul/20/2016 14:09:10	
ppp	6.36	Jul/20/2016 14:09:10	
routing	6.36	Jul/20/2016 14:09:10	
security	6.36	Jul/20/2016 14:09:10	
system	6.36	Jul/20/2016 14:09:10	
ups	6.36	Jul/20/2016 14:09:10	
wireless-cm2	6.36	Jul/20/2016 14:09:10	

13 items

v6.x Dude changes

Dude Server
All CCR
CHR/x86
RB3011

Dude Client
Windows
No Web
English only

v6.x Dude changes

Login password from MikroTik RouterOS

New user policy Dude

The screenshot displays the MikroTik WinBox v6.37rc20 interface. The left sidebar shows the 'RouterOS WinBox' menu with options like Quick Set, CAPsMAN, Interfaces, Wireless, Bridge, PPP, Mesh, IP, IPv6, MPLS, Routing, System, Queues, Files, Log, Radius, Tools, New Terminal, Make Supout.rif, Manual, New WinBox, and Exit.

The main window shows the 'User List' dialog box with the 'Users' tab selected. The table lists two users: 'admin' and 'dude', both belonging to the 'full' group. A red arrow points to the 'dude' user.

The 'Group <full>' dialog box is also open, showing the 'Policies' tab. The 'dude' policy is selected in the list. A red arrow points from the 'dude' user in the 'User List' to the 'dude' policy in the 'Group <full>' dialog.

The 'Group <full>' dialog shows the following policies: local, ssh, reboot, write, test, password, sniff, api, dude, telnet, ftp, read, policy, winbox, web, sensitive, and romon. The 'Skin' is set to 'default'.

The 'User List' dialog shows the following table:

Name	Group	Allowed Address	Last Log
admin	full		
dude	full		

The 'Group <full>' dialog shows the following policies:

Policy	Policy
local	telnet
ssh	ftp
reboot	read
write	policy
test	winbox
password	web
sniff	sensitive
api	romon
dude	

v6.x Dude changes!

Winbox interface controls

Webfig interface and maps!

Any RouterOS device as agent

Execute on server different notifications

v6.x Dude server control

```
[admin@MikroTik] >  
[admin@MikroTik] > dude print  
        enabled: yes  
data-directory: dude  
        status: running  
[admin@MikroTik] >  
[admin@MikroTik] > _
```


v6.x Dude server port

8291 port

For plain and secure mode

v6.x Dude other changes

Major issues fixes

Minor issues fixes

Implementing new features

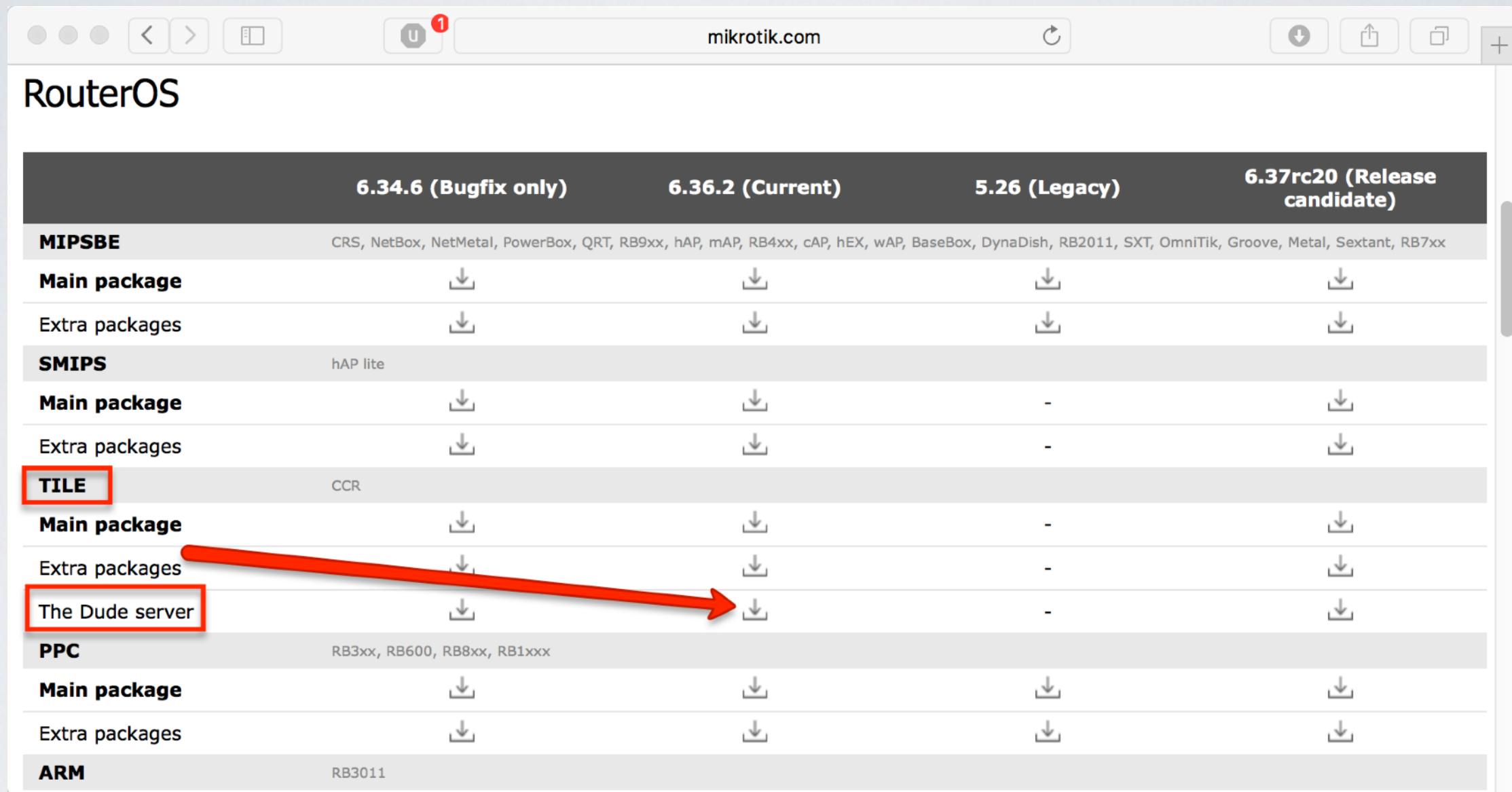
v6.x Dude changes

Follow MikroTik RouterOS version changelog (look for dude)

Changes are discussed in MikroTik forum at Dude section

Workshop

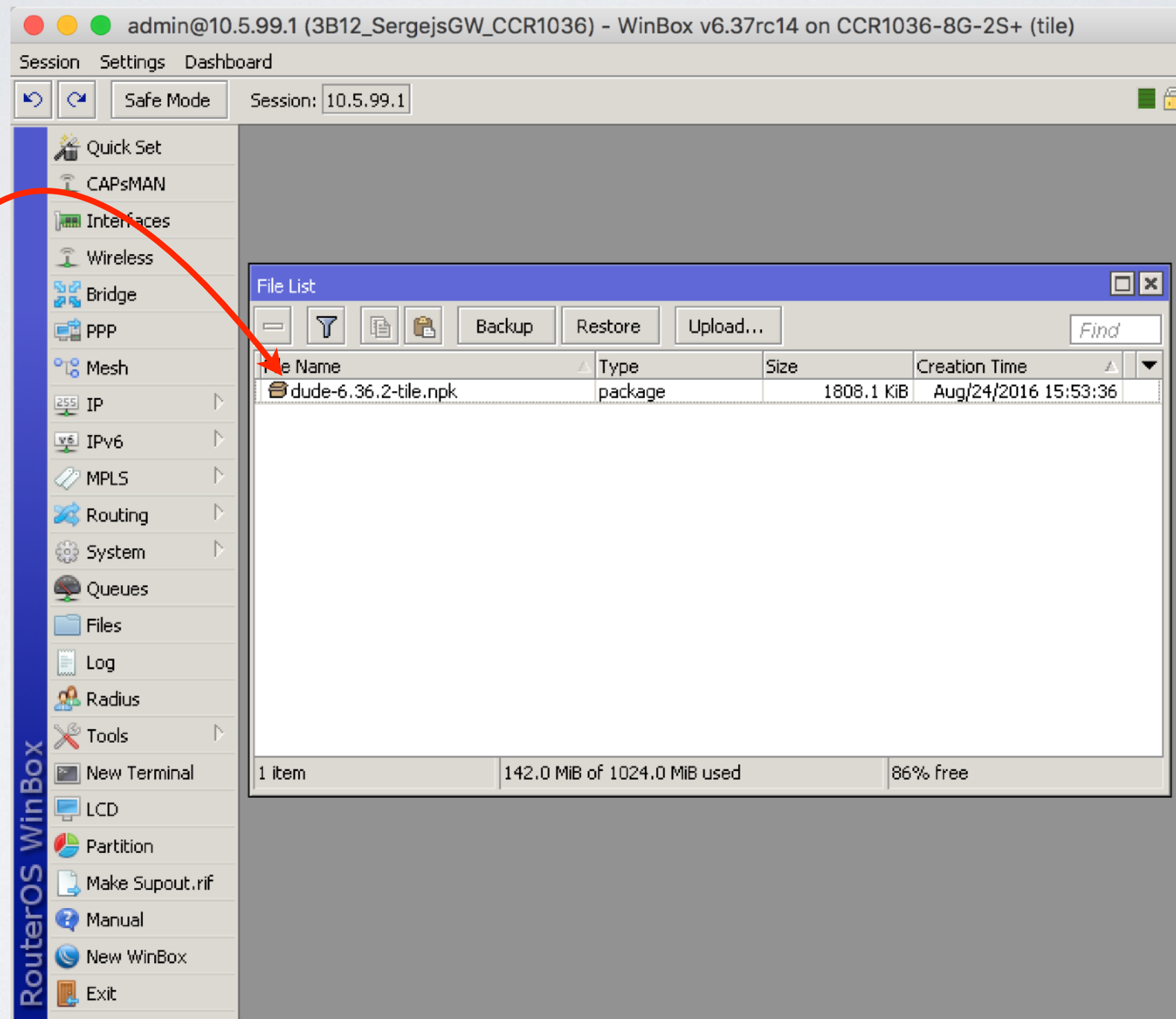
Install Dude server on CCR



The screenshot shows the RouterOS download page on mikrotik.com. The table lists various hardware categories and their corresponding software versions. The 'TILE' category is highlighted, and within it, the 'CCR' sub-category is selected. The 'Main package' row for 'The Dude server' is highlighted, and a red arrow points to the download link for version 6.36.2 (Current).

	6.34.6 (Bugfix only)	6.36.2 (Current)	5.26 (Legacy)	6.37rc20 (Release candidate)
MIPSBE	CRS, NetBox, NetMetal, PowerBox, QRT, RB9xx, hAP, mAP, RB4xx, cAP, hEX, wAP, BaseBox, DynaDish, RB2011, SXT, OmniTik, Groove, Metal, Sextant, RB7xx			
Main package	Download	Download	Download	Download
Extra packages	Download	Download	Download	Download
SMIPS	hAP lite			
Main package	Download	Download	-	Download
Extra packages	Download	Download	-	Download
TILE	CCR			
Main package	Download	Download	-	Download
Extra packages	Download	Download	-	Download
The Dude server	Download	Download	-	Download
PPC	RB3xx, RB600, RB8xx, RB1xxx			
Main package	Download	Download	Download	Download
Extra packages	Download	Download	Download	Download
ARM	RB3011			

Install Dude server on CCR



Dude on CHR

Package List

Check For Updates

Enable

Disable














Uninstall

Unschedule

Downgrade

Check Installation

Find

Name	Version	Build Time	Scheduled
 dude	6.37rc20	Aug/19/2016 06:35:23	
 routeros-x86	6.37rc20	Aug/19/2016 06:35:23	
 advanced-...	6.37rc20	Aug/19/2016 06:35:23	
 dhcp	6.37rc20	Aug/19/2016 06:35:23	
 hotspot	6.37rc20	Aug/19/2016 06:35:23	
 ipv6	6.37rc20	Aug/19/2016 06:35:23	
 mpls	6.37rc20	Aug/19/2016 06:35:23	
 ppp	6.37rc20	Aug/19/2016 06:35:23	
 routing	6.37rc20	Aug/19/2016 06:35:23	
 security	6.37rc20	Aug/19/2016 06:35:23	
 system	6.37rc20	Aug/19/2016 06:35:23	
 ups	6.37rc20	Aug/19/2016 06:35:23	
 wireless	6.37rc20	Aug/19/2016 06:35:23	

13 items

Preinstalled

CHR

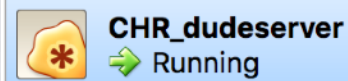
Virtualbox

VMwave

Hyper-V

Amazon Web-services

Oracle VM VirtualBox Manager

**CHR_dudeserver**

➡ Running

General

Name: CHR_dudeserver
Operating System: Other Linux (64-bit)

System

Base Memory: 256 MB
Boot Order: Floppy, Optical, Hard Disk
Acceleration: VT-x/AMD-V, Nested Paging, PAE/NX,
KVM Paravirtualization

Display

Video Memory: 16 MB
Remote Desktop Server: Disabled
Video Capture: Disabled

Storage

Controller: IDE
IDE Primary Master: chr-6.36.vdi (Normal, 128,00 MB)
IDE Secondary Master: [Optical Drive] Empty

Audio

Host Driver: CoreAudio
Controller: ICH AC97

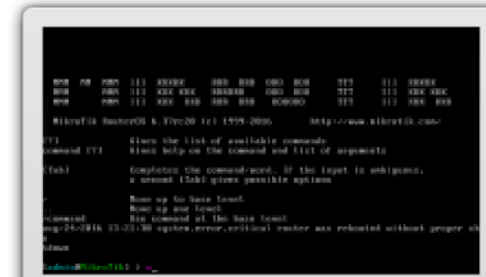
Network

Adapter 1: Intel PRO/1000 MT Desktop (Bridged Adapter, en4: USB 10/100/1000 LAN)

USB

```
USB Controller: OHCI
Device Filters: 0 (0 active)
```

Preview



Few words about CHR

60 days free trial

Multiplatform

License transfer

64-bit CPU support

Level	Price	Support
Free	60 days trial	unlimited
PI	\$45	1 Gbps
PI0	\$95	10Gbps
Punlimited	\$250	unlimited

Things to consider

Disk space on RouterBOARDS!!

Regular Backups

Use secure mode

Live demo

Live demo plan

connect

secure by password

change port

set ACL for Access

Live demo plan 2

Add routers

Setup notifications (sms, e-mail)

Setup custom probes (for example SNMP)

Live demo plan 3

Modify description and add

version, SSID, number of clients at 2GHz/5GHz, uptime

upgrade devices

Live demo plan 3

RouterOS version [oid("1.3.6.1.4.1.14988.1.1.4.4.0")]

2GHz clients [ros_command(":put [/interface wireless registration-table print count-only where interface=wlan1]")]

5GHz clients [ros_command(":put [/interface wireless registration-table print count-only where interface=wlan2]")]

uptime [ros_command(":put /system resource get uptime")]

Future of the Dude

Provisioning

CAPsMAN integration

Web access and App

other features

Future of the Dude

Your suggestions —————→ support@mikrotik.com



Thank you!

