

Rapid WISP deployment

Justin Wilson MTIN consulting

Focus

- 🌐 Focus of this presentation will be:
 - 🌐 Best practices for Rapid deployment of Mikrotik devices in an xISP environment
 - 🌐 Best Practices for a uniform network
 - 🌐 Some real world examples scattered throughout
 - 🌐 Maximizing your resources for a happier network

Philosophy





- 🌐 Network design is part philosophy. Ask 3 network engineers how to do something and you might get 5 answers
- 🌐 Out of those 5 4 might be “right”
- 🌐 Not here to say “this is how you do it”. Here to share what has worked for me.

About ME

aka why you should care

- 🌐 Veteran of the ISP industry. Been engaged in commercial ISP ventures since 1994
- 🌐 Mikrotik (MTCRE, MTCNA, MTCWE), Cisco, Juniper, NET+, MCSA certifications
- 🌐 Real-world consulting experience
- 🌐 Built and sold 3 WISPs
 - 🌐 Last two gained 1000+ customers within the 1st year
 - 🌐 Both had less than 7 employees managing the entire network
- 🌐 I like bowties. Bowties are cool!

Challenges

-  How do you keep on top of a rapidly expanding network that is pulling you in 10 different directions?
-  How do you keep up with outages and Bears attacking your solar sites? New deployments? And existing customer issues?
-  How do you manage multiple deployments in different locations?
-  How do you scale the network so you are not rebuilding it 15 times during it's life?

Standards

- 🌐 You want to know, without ever seeing one of your sites, what exactly is there.
- 🌐 Lots of reasons why
 - 🌐 No miscommunication with on-site folks
 - 🌐 Know exactly what replacement parts and tools to take
 - 🌐 Less spare inventory to keep in stock
 - 🌐 Reduced troubleshooting time

Standards

- Standardize on things that you might not think are important
 - Buy the same type and brand of cable. Don't run to Lowes in a pinch
 - Goes for anything. Cat-5 connectors, battery backups, etc.
- Choose a standard set of hardware for Access Points, routers, and backhauls.
 - Less troubleshooting should manufacturer have a bug or bad run. Less configs and software to manage.
- Do the installs “by the book” Custom installs or “1offs” should be documented completely

Dual Mikrotik Routers

- Dual Router setup at every POP
- 1st router is what we call “backhaul router”
 - Participates in OSPF and is connected to backhauls
 - Little firewall rules. Focused on moving packets as fast as possible
 - Usually a more redundant or higher grade router such as a 493ah, rb1100, or X86 based

Dual Mikrotik setup

- 🌐 2nd router is the “Ap router”
 - 🌐 Does not participate in OSPF. Has a default route to the Backhaul Router
 - 🌐 Does customer functions such as PPPoE concentration, Ques, firewalling, etc.
 - 🌐 Depending on functions can be a less “beefy” router



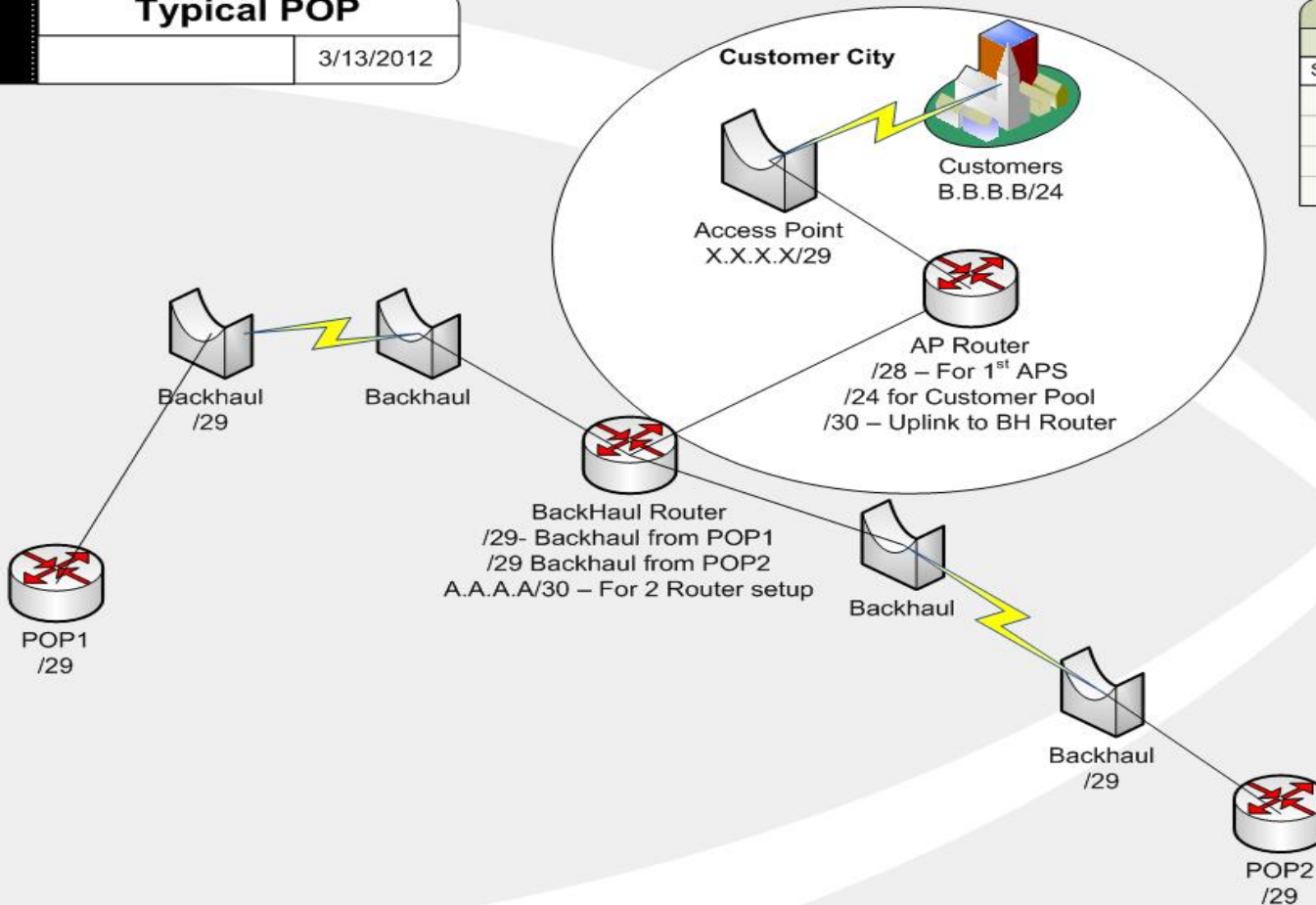
Why two routers?

- 🌐 Allows for much easier upgrades, especially on the customer router
- 🌐 Allows for less beefy hardware in many instances
- 🌐 Simpler config on each router. Prevents less downtime from human error
- 🌐 Can take off customer router without taking down network segments

Typical POP

Typical POP

3/13/2012



Legend

Legend Subtitle

Symbol	Count	Description
	4	Router
	1	Town
	5	Bridge
	3	Comm-link

Typical POP IPs

- Every POP gets the following whether it is a single AP or not.
- /22 of private Ips to each tower
- Broken down into the following
 - /23 for Customer Radios
 - /24 for “restricted pools”
 - Last /24 is broken into /28’s and /30’s for infrastructure
 - Aps
 - Remote Management
 - Router to Router
 - Router to switch

Best Practices

- 🌐 Keep your routers at the Same OS level. Doesn't have to be the latest greatest, just uniform. Goes for Wired routers, wireless Aps, and clients.
- 🌐 Have a base-line config for every router. Same packages enabled, same services enabled, same SNMP string, etc.
- 🌐 Use same ports for uplinks, same Port for AP1, etc. across your network.
- 🌐 Modular design is key!

Best Practices

- Labeling both physical and in software
 - I personally use UPPERCASE for everything. That way I don't have to worry about mistyping if I have to manually enter things in
- Document as much as you can in comments
 - Circuit IDS, last time changes we made (Thanks Greg Sowell)
- Colored Cat-5 cables for certain functions
 - Router to router is Red
 - Router to switch is blue
 - To Remote Reboot or UPS is yellow

Example

	Name	Type	L2 MTU	Tx	Rx	Tx Pac...	Rx Pac...
;;; IFN FIBER TO ANDERSON 102/ET/IPVINEAW06/LFTPINABW05							
R	1-Anderson	Ethernet	9014	43.6 Mbps	6.5 Mbps	5 161	3 742
;;; WINTEK FIBER TO CHERRY GROVE							
R	2-CHERRYGR...	Ethernet	9014	11.6 Mbps	1725.9 k...	1 431	1 090
R	PDS-VLAN...	VLAN	9010	523 bps	396 bps	1	1
R	SERVERVL...	VLAN	9010	0 bps	0 bps	0	0
R	WINTEK-V...	VLAN	9010	11.6 Mbps	1603.5 k...	1 430	1 089
;;; UPLINK TO COGENT 1-89824421							
R	3-COAGENT	Ethernet	9014	11.8 Mbps	88.5 Mbps	7 086	9 959
;;; NEWWAYS 103/ET/CNVLINABW05/IPLVINEAW06							
R	4-NEWWAYS	Ethernet	9014	33.3 Mbps	3.7 Mbps	3 456	2 376

Best Practices

- 🌐 Have a quick cheat sheet somewhere of pertinent info. Tech numbers, circuit ids, etc.
- 🌐 Document the network in something
 - 🌐 Most people are visual people. We can't remember everything.
 - 🌐 I personally use "The DUDE" as my network map.
 - 🌐 Business continuity . Think about what happens if you "get hit by a bus"
 - 🌐 Saves money in training new folks

Tower Setup

- Modular design allows different elements to not be so tied together.
- Fiber & DC up the tower
 - 3 small Cable runs just slightly bigger than heavy shielded cat-5
 - Allows for rapid expansion of the tower
 - Using RB2011's you have Gigabit capability to your devices at the top of tower
 - Not equipment specific

Zig Box




ZigBox



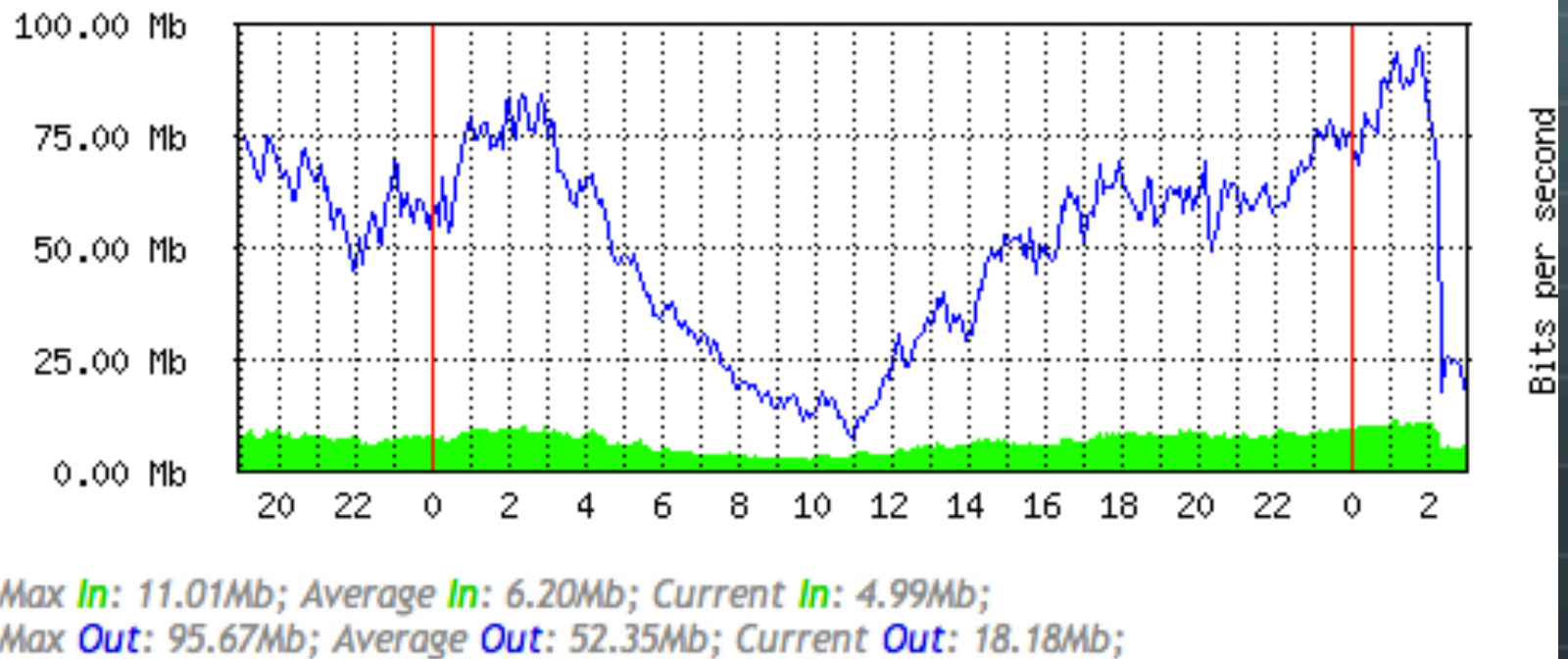
ZigBox








Upper Box



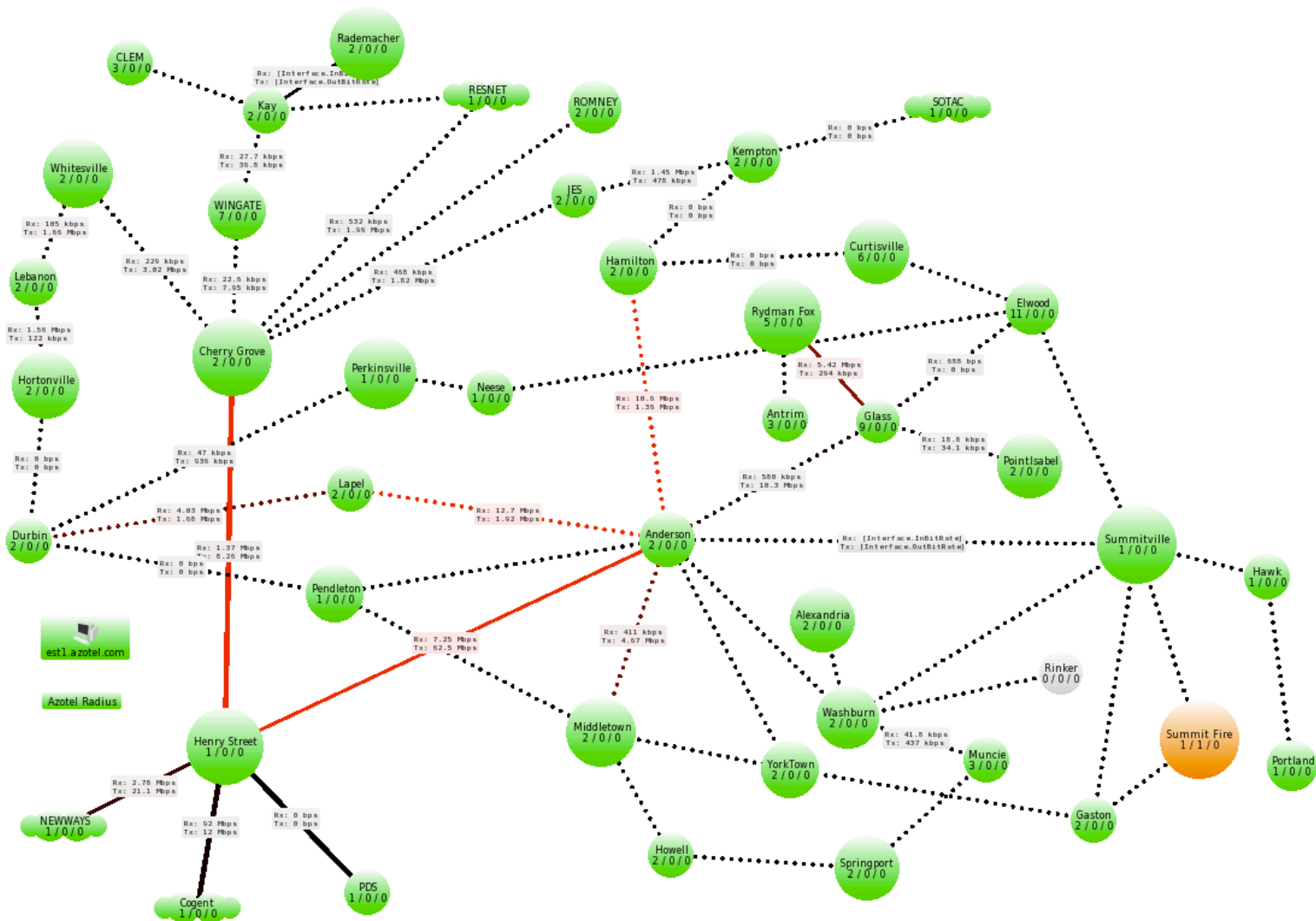
Scary?



ZigWireless

-  Grew from 0 customers and 1 tower to 1500 and over 40 sites in less than 2 years
-  1000 customers were reached under 1 year
-  29 sites live in less than 12 months. Averaged 3 sites a month.
-  Average of 60-70 installs a month with a crew of 2-3 installers. Normally just 2 installers.
-  All with 6 employees

Current Zig Network








Challenge Accepted

Where to start

- Start with backend tools or implement them ASAP
 - User Authentication
 - PPPoE, hotspot, or some other mechanism. Billing too
 - Network Monitoring
 - The Dude – Duh!
 - Standardization on everything
 - Automate as much as possible
 - Billing, CPE management, troubleshooting, etc.
 - Have a framework which allows flexibility to adjust to new product models, client needs, and external forces. Modular!
 - Change your philosophy if needed
 - Your network is there to make you money. Spend time hooking up customers instead of messing with it. K.I.S.S.

Favorite Tools

-  IPPLAN – Allows you to keep track of your ip addresses
-  The Dude – Great for network mapping and monitoring. Mapping is a great by-product
-  Cacti – Great for historical traffic, signal, and other graphing
-  Backend systems which automate as much as possible.
-  Mac-Telnet. Greatest invention ever!

Some Tidbits

- 🌐 Cookie Cutter networks make you worth more. Plain and simple
- 🌐 Standards allow you to concentrate on generating revenue and keeping customers
- 🌐 Invest in your most problematic tower/pop for immediate results
- 🌐 Everything the same allow you to implement new things smoother

Contact ME

- Justin S. Wilson j2sw@mtin.net
- WEB: <http://www.mtin.net>
- Check out Andrew Cox, J.J. Boyd, Greg Sowell, and myself at <http://www.thebrotherswisp.com>
- Twitter: @j2sw @mtinnet

